



Flexiguard™ Solutions

3M™ DBI-SALA® Flexiguard™ Solutions

Full Line Catalog

Fall 2016

**Versatile, reliable fall protection
for unique work environments.**



Specific applications call for flexible solutions. 3M™ DBI-SALA® Flexiguard™ Solutions are:

Durable

- Powder-coated, anodized high strength alloy.
- Specifically engineered for extra tall and wide applications.
- Enclosed rail to help keep debris out (weather elements).
- 100% fall arrest rated tie-off from the ground up.
- SAE J429 Grade 8 hardware with zinc yellow Chromate-plated finish.

Portable

- Lightweight design—easily moved by minimal personnel.
- Most allow for positioning by a forklift or other service vehicle.
- Heavy-duty stabilization for use on uneven ground.

Versatile

- Indoor and outdoor use.
- Multiple overhead anchor points on systems that are designed for multiple users.
- Provides a large, working area — working radius from rail is 6 ft. or 30 degrees.
- Rigid anchor points have no deflection or sag, reducing fall clearance requirements.
- Systems can be permanently mounted (where applicable).
- Flexiguard custom solutions meet the needs of specific and challenging work environments.



Keep your workers protected with longlasting solutions. Every aspect of our process—from our internal ISO-certified lab and technicians, to our industry-leading installation, training and annual inspections—is designed to cover you throughout equipment life.

Our products are tested and certified by our engineering and manufacturing team in Red Wing, MN. They meet and often exceed the latest regulatory standards, including compliance with ANSI, CE and OSHA standards.



Popular applications include:

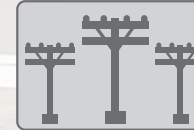
TRANSPORT



CONSTRUCTION



UTILITIES



OIL AND GAS



MINING



WIND ENERGY



For product inquiries:
 3M.com/FallProtection
 800-328-6146
 3mfallprotection@mmm.com

Table of contents

SafRig™ System..... 4
 Counterweight Jib 5
 Engineered Modular Unit 6
 Counterweighted System 7
 C-Frame System..... 8
 A-Frame System 9
 Freestanding Ladder System 10
 Sky Anchor System 11
 Supported Ladder System..... 12
 Box Frame 13
 Trailer Mounted Anchor Systems 14
 Accessories..... 15



3M™ DBI-SALA® SafRig™ System

Maximize safety while maintaining portability. The Flexiguard SafRig Fall Protection System is designed for applications that require a large work area in a limited space. The smaller frame allows trucks to be parked side-by-side during use but does not require the weight of the vehicle as the anchoring force. The 360 degree rotational boom provides a 5 ft. (1.5 m) working offset, and has the capacity to provide fall protection or a rescue system for one person. Forklift pockets simplify moving the system around a job site. Depending on the type of base, these systems are ANSI, OSHA and CE compliant.

SafRig Systems

- Periscoping rotation handle included for turning system into working position.
- Counterweight base solutions available with or without concrete.
- Each type of system comes rescue-ready with inclusion of pulleys and the winch mounting plate.



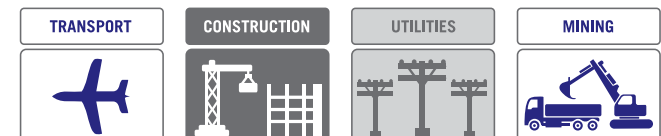
SafRig with Outrigger Base

Base	Anchor height	Offset	PPE	# of Users	Part #
15 ft. (4.56 m) x 15 ft. (4.56 m)	20 ft. (6.1 m)	5 ft. 10 in. (5.36 m)	not included	1	8530607
15 ft. (4.56 m) x 15 ft. (4.56 m)	20 ft. (6.1 m)	5 ft. 10 in. (5.36 m)	included*	1	8530579

SafRig with Counterweight Base and PPE Kit

Base	Anchor height	Offset	PPE	Concrete	# of Users	Part #
4 ft. 6 in. (1.4 m)	20 ft. (6.1 m)	5 ft. 9 in. (5.36 m)	not included	with	1	8530606
4 ft. 6 in. (1.4 m)	20 ft. (6.1 m)	5 ft. 9 in. (5.36 m)	not included	without	1	8530619
4 ft. 6 in. (1.4 m)	20 ft. (6.1 m)	5 ft. 9 in. (5.36 m)	included	with	1	8530595
4 ft. 6 in. (1.4 m)	20 ft. (6.1 m)	5 ft. 9 in. (5.36 m)	included	without	1	8530620

*PPE Kit includes: 20 ft. (6.1 m) Ultra-Lok™ Self-Retracting Lifeline with Safflok™ Carabiner and 25 ft. (7.6 m) tagline.



3M™ DBI-SALA® Counterweight Jib

Indoor and outdoor maintenance is simpler and safer with our Counterweight Jib System. Featuring a 360 degree rotating jib, this portable solution provides mobility and fall protection for one person. Forklift pockets are strategically located on all four sides of the base to help ensure ease of mobility and placement between job sites. The base also contains four heavy-duty lifting rings for transport by a crane. These systems are ANSI and OSHA compliant.

Counterweight Jib Systems

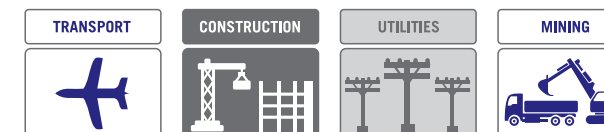
- Periscoping rotation handles included for turning system into working position.
- Counterweight base solutions available with or without concrete.
- Installed rail with trolley.

Anchor height	Offset	Concrete	# of Users	Part #
16.75 ft. (5.1 m)	8 ft. (2.4 m)	without	1	8517750
16.75 ft. (5.1 m)	8 ft. (2.4 m)	with	1	8517751
20.67 ft. (6.3 m)	8 ft. (2.4 m)	without	1	8517752
20.67 ft. (6.3 m)	8 ft. (2.4 m)	with	1	8517753
23.67 ft. (7.2 m)	8 ft. (2.4 m)	without	1	8517754
23.67 ft. (7.2 m)	8 ft. (2.4 m)	with	1	8517755

No-Base Systems

- Attach to supporting, fixed structure (e.g. on I-Beam) on the job site.
- Mounting clamps, plates and hardware included with systems.
- System rotates 180 degrees and locks every 7.5 degrees.
- Installed rail with trolley.

Boom height	Offset	# of Users	Part #
TBD by end user	20 ft. (6.1 m)	1	8530433



3M™ DBI-SALA® Engineered Modular Unit

Simplify adjustment and maximize flexibility without sacrificing fall protection. The highly customizable Flexiguard™ Engineered Modular Unit makes it possible. This modular system features a lightweight design, allowing for easy mobility around the job site with a pallet jack or forklift. With three adjustable height models and one fixed height version—plus three mounting options—there is a configuration to fit virtually any need. The 360 degree rotation mast allows for a 6 ft. (1.8 m) working radius from the anchor point. These systems are ANSI and OSHA compliant.

Engineered Modular Unit Systems

- Rotation handle included for turning system into working position.
- Installed rail with trolley.
- Rotational locking pin includes adjustments every 11 degrees.

Fixed Height Systems

Anchor height	Offset	# of Users	Part #
21 ft. (6.4 m)	7 ft. (2.1 m)	1	8530571

Adjustable Height Jib Systems

Anchor height	Offset	Concrete	# of Users	Part #
10 ft.-15 ft. (3.05 m-4.57 m)	7 ft. (2.1 m)	n/a	1	8530557
13 ft.-20 ft. (3.96 m-6.10 m)	7 ft. (2.1 m)	n/a	1	8530558
15 ft.-25 ft. (4.57 m-7.62 m)	7 ft. (2.1 m)	n/a	1	8530559
15 ft.-25 ft. (4.57 m-7.62 m)	7 ft. (2.1 m)	without	2	8530538*

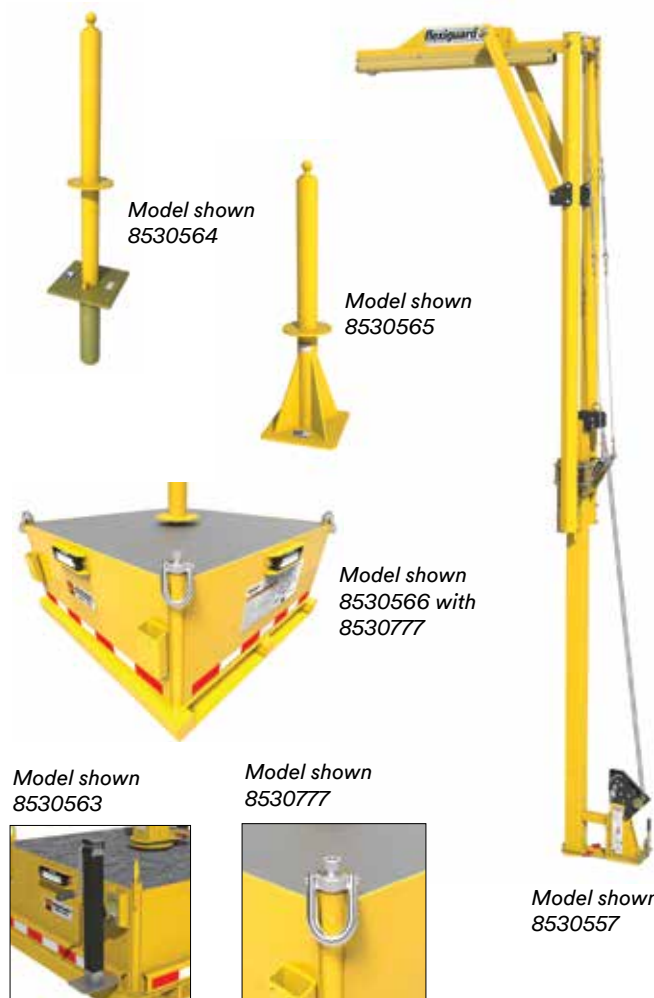
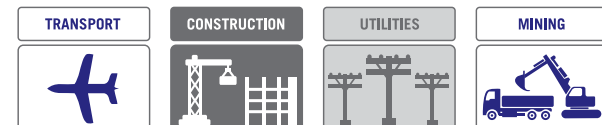
Base Configurations

Base type	Concrete	Part #
Flush floor mount	n/a	8530564
Top floor mount	n/a	8530565
5,000 lb. (2,268 kg) Counterweight	with	8530566
5,000 lb. (2,268 kg) Counterweight	without	8530621

Accessories

Accessory	Compatible systems	Part #
Lifting eyes (4)	8530566, 8530621	8530777
Jack leveling kit	8530566, 8530621	8530563

*Includes counterweight base without concrete.



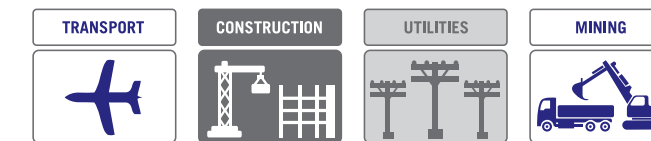
3M™ DBI-SALA® Counterweighted System

Create an overhead anchor point for multiple workers with ease. The Counterweighted System is a portable solution designed for counterbalancing by concrete or other means, allowing for close positioning to the work surface without obstructing the equipment being accessed. These systems are ANSI and OSHA compliant.

Counterweighted Systems

- Provide effective/economical means of anchoring overhead.
- Includes systems with and without the concrete counterweight on base of unit.
- Ideal in areas with no overhead obstructions and door height restrictions.
- System includes one rail with two trolleys.
- System includes heavy-duty leveling jacks and tag line assist.

Anchor height	Rail width	Offset	Weighted	# of Users	Part #
22 ft. (6.7 m)	32 ft. (9.8 m)	8 ft. (2.4 m)	not included	2	8517760
22 ft. (6.7 m)	32 ft. (9.8 m)	8 ft. (2.4 m)	included	2	8517761
22 ft. (6.7 m)	42 ft. (12.8 m)	8 ft. (2.4 m)	not included	2	8517762
22 ft. (6.7 m)	42 ft. (12.8 m)	8 ft. (2.4 m)	included	2	8517763



3M™ DBI-SALA® C-Frame System

A versatile fall arrest solution for working at height, the C-Frame System is designed to be moved manually or with the use of a tow bar and service vehicle. It requires some clearance under the equipment being accessed to accommodate outrigger support legs. These systems are ANSI, OSHA and CE compliant.

Adjustable Height Systems

- Adjustable by manually cranking winch.
- Most often used in areas with no overhead obstructions or door height restrictions.
- System includes heavy-duty leveling jacks.
- Each system includes one rail with two trolleys.

Anchor height	Rail width	Wheels	# of Users	Part #
12.5 ft.-19 ft. (3.8 m-5.85 m)	10 ft. (3 m)	16 in. (0.4 m) Pneumatic	2	8517701
12.5 ft.-19 ft. (3.8 m-5.85 m)	20 ft. (6.1 m)	16 in. (0.4 m) Pneumatic	2	8517705
17.5 ft.-28.75 ft. (5.3 m-8.8 m)	15 ft. (4.6 m)	16 in. (0.4 m) Pneumatic	2	8517707
17.5 ft.-28.75 ft. (5.3 m-8.8 m)	20 ft. (6.1 m)	16 in. (0.4 m) Pneumatic	2	8517709
22.5 ft.-38.75 ft. (6.8 m-11.8 m)	15 ft. (4.6 m)	16 in. (0.4 m) Pneumatic	2	8517711
22.5 ft.-38.75 ft. (6.8 m-11.8 m)	20 ft. (6.1 m)	16 in. (0.4 m) Pneumatic	2	8517713



Model shown
8517709



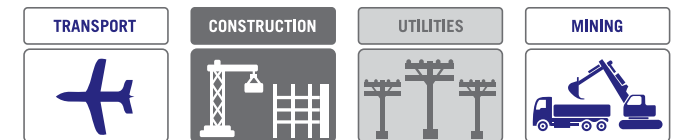
3M™ DBI-SALA® A-Frame System

The A-Frame System provides a secure anchor point on portable structures to give workers increased coverage and protection. Depending on the configuration, this system has the capacity to provide fall protection for up to two workers and can be easily moved from one job site to the next—providing reliable fall protection where you need it. These systems are ANSI, OSHA and CE compliant.

Fixed Height Systems

- Provide effective/economical means of anchoring overhead.
- Each system contains a single rail rated for two users.
- Ideal in areas with no overhead obstructions or door height restrictions.
- System includes heavy-duty leveling jacks.

Anchor height	Rail width	Wheels	# of Users	Part #
15 ft. (4.6 m)	15 ft. (4.6 m)	16 in. (0.4 m) Caster	2	8517790
15 ft. (4.6 m)	20 ft. (6.1 m)	16 in. (0.4 m) Caster	2	8517791
15 ft. (4.6 m)	30 ft. (9.1 m)	16 in. (0.4 m) Caster	2	8517792
20 ft. (6.1 m)	15 ft. (4.6 m)	16 in. (0.4 m) Caster	2	8517793
20 ft. (6.1 m)	20 ft. (6.1 m)	16 in. (0.4 m) Caster	2	8517794
20 ft. (6.1 m)	30 ft. (9.1 m)	16 in. (0.4 m) Caster	2	8517795
30 ft. (9.1 m)	15 ft. (4.6 m)	16 in. (0.4 m) Caster	2	8517796
30 ft. (9.1 m)	20 ft. (6.1 m)	16 in. (0.4 m) Caster	2	8517797
30 ft. (9.1 m)	30 ft. (9.1 m)	16 in. (0.4 m) Caster	2	8517798



Adjustable Height Systems

- Can be adjusted using overhead crane, forklift or powered systems.
- Each system contains two rails for bypassing trolleys.
- Designed for areas with overhead obstructions and door height limitations where lowering the overall height of the A-Frame is a requirement.
- System includes heavy-duty leveling jacks.

Anchor height	Rail width	Wheels	# of Users	Part #
16 ft.-22.5 ft. (4.9 m-6.9 m)	20 ft. (6.1 m)	16 in. (0.4 m) Pneumatic	2	8517780
16 ft.-22.5 ft. (4.9 m-6.9 m)	30 ft. (9.1 m)	16 in. (0.4 m) Pneumatic	2	8517781



Model shown
8517790

3M™ DBI-SALA®

Freestanding Ladder System

Easy access. 100% fall protection from the ground up. Achieve both for up to two users for the duration of the work with our Freestanding Ladder System. System configurations include guardrails and the use of multiple self-retracting lifelines (SRLs). These models are ANSI, OSHA and CE compliant.

Adjustable Height Systems

- Manual height adjustment via winch assembly.
- Multiple height adjustment ranges available.
- All systems include a fall arrest bar for accessing ladder.
- System includes heavy-duty leveling jacks.

Platform height	System type	Wheels	# of Users	Part #
10.75 ft.-15.5 ft. (3.3 m-4.7 m)	Portable ladder	16 in. (0.4 m) Pneumatic	2	8517715
14.5 ft.-23 ft. (4.4 m-7.0 m)	Portable ladder	16 in. (0.4 m) Pneumatic	2	8517717
18.25 ft.-31 ft. (5.6 m-9.4 m)	Portable ladder	16 in. (0.4 m) Pneumatic	2	8517719

TRANSPORT



Model shown 8517715



3M™ DBI-SALA®

Sky Anchor System

Increase coverage and fall protection with the secure anchorage point of a Sky Anchor Solution. All systems are rated for one-person use and provide 360 degree mobility within the working radius from the anchor point. All available systems incorporate a collapsible design for easy setup, as well as a variety of bases for securing the system onto any job site. These systems are ANSI and OSHA compliant.

Sky Anchor Systems

- Lightweight aluminum construction.
- Collapsible design.
- 360 degree mast rotation.
- 6 ft. (1.8 m) safe working radius from anchor.


Anchor height	Offset	# of Users	Part #
15.25 ft. (4.6 m)	6 ft. (1.8 m)	1	8530152
18.75 ft. (5.7 m)	6 ft. (1.8 m)	1	8530161
21.25 ft. (6.5 m)	6 ft. (1.8 m)	1	8530387
23.25 ft. (7.1 m)	7 ft. (2.1 m)	1	8530320

Sky Anchor Base Configurations

- Each base option can be used with each Sky Anchor option.
- Each base option is rated for one user.

Base image	Base type	Part #
	Top floor mount	8530210
	Core mount sleeve	8530314
	Flush floor mount	8530162*

*Base Cap option can be used with this base.



Model shown 8520152

3M™ DBI-SALA® Supported Ladder System

Enables access and maintenance of transportation vehicles across a wide variety of different applications and environments with our portable Supported Ladder System.

This unique solution offers the best in passive and active fall protection. The work platform is fully enclosed by guardrails for passive fall protection and easily accessible through two spring-loaded swing gates. You can also access the working surface of the vehicle through one spring-loaded gate while tied off to the active fall arrest rail. This system is ANSI and OSHA compliant.

Supported Ladder System

- Heavy-duty steel base design with an aluminum platform and fall arrest rail.
- Work platform is covered in a non-slip material.
- System equipped with two heavy-duty stabilizing jacks and two retracting outriggers that can be set without having to go beneath the work surface.



Platform height	Platform length	Platform width	Rail length	Wheels	# of Users	Part #
9 ft. (2.7 m)	9 ft. (2.7 m)	3 ft. (0.9 m)	12 ft. (3.7 m)	8 in. (0.2 m) Urethane	1	8530397

TRANSPORT



3M™ DBI-SALA® Box Frame

Conveniently secure a fall arrest rigid rail in areas with limited space or inadequate overhead structure. Our Box Frame Systems are built to accommodate a specific area or piece of equipment and can be designed as permanent or portable frames, allowing for easy relocation. These systems are ANSI and OSHA compliant.

Fixed Height Systems

- Provide effective/economical means of anchoring overhead.
- Designed for areas with no overhead obstructions or door height restrictions.

Anchor height	Width	Rail length	Wheels	# of Users	Part #
14 ft. (4.3 m)	14 ft. (4.3 m)	Dual rail 15.5 ft. (4.7 m) each	16 in. (0.4 m) Pneumatic	2	8530345
21 ft. (6.4 m)	15 ft. (4.6 m)	Single rail 28 ft. (8.5 m)	12 in. (0.3 m) Rubber	2	8530361
30 ft. (9.1 m)	20 ft. (6.1 m)	Dual rail 32 ft. (9.8 m) each	16 in. (0.4 m) Pneumatic	2	8530427

TRANSPORT



CONSTRUCTION



UTILITIES



MINING



Adjustable Height System

- Adjustable using overhead crane, forklift or powered systems.
- Pin height selection system.
- Designed for areas with overhead obstructions and door height limitations.

Height	Width	Length	Wheels	# of Users	Part #
12 ft.-18 ft. (3.7 m-5.5 m)	12 ft. (3.7 m)	Single rail 20 ft. (6.1 m)	12 in. (0.3 m) Rubber	2	8530288



Model shown 8530345



3M™ DBI-SALA® Trailer & Mounted Anchor Systems

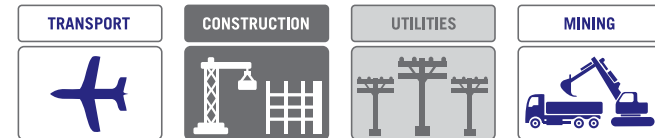
One simple solution. Endless versatility. Our Trailer Mounted Systems are portable systems that can be attached to a service vehicle hitch receiver for transport to a job site. They provide a standalone solution, leveraging an integrated counterweight or easy attachment to a truck or service vehicle with minimal setup required before use. These systems incorporate overhead anchorage points up to 22 ft. (6.7 m) for a maximum of two users, and are OSHA and ANSI compliant.

Fixed Height Systems

- Trailer mounted solutions maximize portability and versatility to and from job site.
- System quickly raises and lowers with integrated winch and handle.
- System includes heavy-duty stabilizing jacks.

Anchor height	Width	# of Users	Part #
21.5 ft. (6.6 m)	7.2 ft. (2.2 m)	2	8530624
21.5 ft. (6.6 m)	7.0 ft. (2.1 m)	2	8530690

Accessory	Applies to	Part #
Drive Clutch Assembly	8530624, 8530690	8548000
Job Box	8530690	8530678
Outrigger Pads	8530690	8548050



Model shown
8548000

Model shown
8548050

Model shown
8530678



Model shown
8530624
Attachment
not included

Model shown
8530690
Attachment
not included

3M™ DBI-SALA® Accessories

ExoFit NEX™ Full-Body Comfort Harnesses

An industry-leader, our most advanced harnesses, providing lightweight comfort, ergonomic design and maximum durability.

1113010 ExoFit NEX Vest-Style Harness

Aluminum back D-ring, locking quick-connect buckles. (XLarge)

1113001 Small

1113004 Medium

1113007 Large



1113130 ExoFit NEX Construction-Style Harness

Aluminum back and side D-rings, locking quick-connect buckles with sewn-in hip pad, removable belt. (XLarge)

1113121 Small

1113124 Medium

1113127 Large



Delta™ Full-Body Harnesses

Innovative, full-body harnesses providing easy-to-use, comfortable back and hip support to workers of all shapes and sizes

1102000 Delta Vest-Style Harness

Back D-ring, tongue-buckle leg straps. (Universal size)

1102000 Tongue Buckles (pictured)

1110600 Quick-Connect Buckles

1103321 Pass-Through Buckles



1101656 Delta Construction-Style Harness

Vest-style, back and side D-rings, belt with sewn-in back and shoulder pads, tongue-buckle leg straps. (XLarge)

1102201 Small

1101654 Medium

1101655 Large



Sealed-Blok™ Self-Retracting Lifelines

Efficient, durable SRLs, providing heavy-duty, reliable support even in the harshest environments.

3400800 Galvanized cable x 30 ft. (9 m)

3400900 Galvanized cable x 50 ft. (15 m)

3400802 SS cable x 30 ft. (9 m)

3400902 SS cable x 50 ft. (15 m)



Ultra-Lok™ Self-Retracting Lifelines

Long-lasting SRLs made with stainless steel components, an anti-ratcheting brake system and a semi-sealed sign.

3504433 Galvanized cable x 20 ft. (6.1 m)

3504430 Galvanized cable x 30 ft. (9.1 m)

3504450 Galvanized cable x 50 ft. (15.2 m)

3504434 SS cable x 20 ft. (6.1 m)

3504431 SS cable x 30 ft. (9.1 m)

3504451 SS cable x 50 ft. (15.2 m)

3103208 Nylon webbing x 20 ft. (6.1 m)

3103207 Nylon webbing x 20 ft. (6.1 m)



Self-Rescue Device

50 ft. (15.2 m) detachable self-rescue system, self contained nylon pack with molded padding.

19 in. H x 7 in. W x 2-1/2 in. L

3320030 Self-Rescue Device

8900299 Rescue Pole x 8 ft. 8 in. (2.6 m)



Saflok™ Carabiners

Steel carabiner self-locking/closing 3,600 lb. (16 kN) gate.

2000112 11/16 in. (17.5 mm) opening

2000113 1-3/16 in. (30 mm) opening



Saflok Tagline for SRL

3/16 in. polypropylene rope with O-ring at one end.

7211857 Tagline x 25 ft. (7.6 m)

7211858 Tagline x 35 ft. (10.6 m)


7211856 Tagline x 50 ft. (15 m)



D-Ring Extension

D-Ring Extension with snap hook at one end, D-ring at other end.

1231117 Extension x 1.5 ft. (0.5 m)





3M Fall Protection Business
Personal Safety Division
3833 SALA Way
Red Wing, MN 55066 USA

Phone 800-328-6146
Email 3mfallprotection@mmm.com
Web 3M.com/FallProtection

3M, DBI-SALA, Delta, ExoFit NEX, Flexiguard,
Saflok, SafRig, Sealed-Blok and Ultra-Lok are
trademarks of 3M Company and its affiliates.
© 3M 2016. 9700721 Rev: E